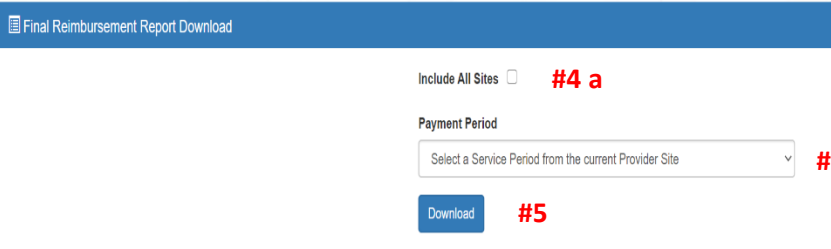
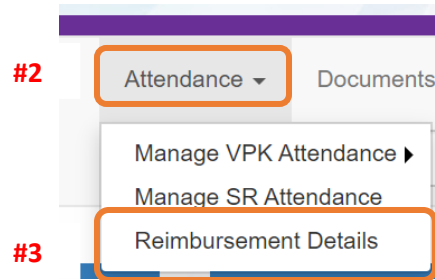


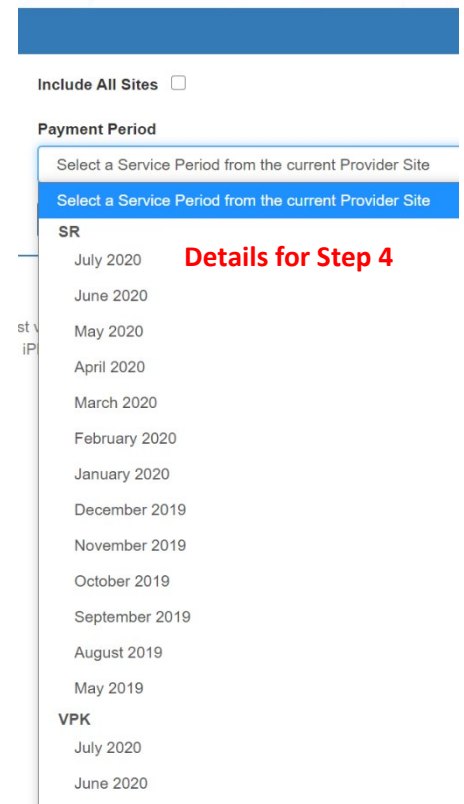
Reimbursement Details Report

How to access and analyze your monthly payment reports

- 1) Sign into your OEL Coalition Portal
- 2) Click on the **Attendance tab** at the top the dashboard page
- 3) Click on **Reimbursement Details**



- 4) Select the drop-down arrow to select the **Payment Period** and **Program** you want to view (this is the month that you received the payment)
 - a. If you have multiple sites you can also click the **Include All Sites** box
- 5) Click Download





Reporting Period: 7/01/2020 – 7/31/2020
 Report Run Date: 8/7/2020 12:53:57 PM

Providers	Service Period	Child	Allow ELC Assessment	BG/Elig	Unit / Level of Care	Record Type	Days to be Paid	Daily Total Reimbursement Rate	Match Amt	Daily Parent CoPay Fee	Gross Payment Amt	Less Parent CoPay Amt	Gold Seal Total	PFP Total	PFPCA Total	CS Total	QI Total	Net Payment Amt
Humpty Dumpty Child Care (1234)	Service Period: 06/01/20 - 06/30/20	Sprat, Jack	N/A	BG8 ECON	FT/PR3	MTH	20	18.10	0.00	0.00	362.00	362.00	0.00	0.00	0.00	0.00	0.00	362.00
		Nimble, John	Yes	BG5 TCC	FT/PR4	MTH	20	18.10	0.00	0.00	362.00	362.00	0.00	0.00	0.00	0.00	0.00	362.00
1234 Main St Ocala, FL 34470 Phone: (352) 555-1234	06/30/20	Hill, Jill	No	BG1 12	FT/INT	MTH	20	24.15	0.00	0.00	483.00	483.00	0.00	0.00	0.00	0.00	0.00	483.00
		Hill, Jack	Yes	BG1 12	FT/TOD	MTH	20	20.32	0.00	0.00	406.40	406.40	0.00	0.00	0.00	0.00	0.00	406.40
		TOTAL									1,613.40	1,613.40						1,613.40

#1 #2 #3 #4 #5 #6 #7 #8 #9 #10 #11 #12 #13 #14 #15 #16 #17 #18 #19

- 1) Provider's name and address
- 2) Service period
- 3) Child's name
- 4) If the parent authorized for ASQ assessments
- 5) Billing Group and Eligibility Code
- 6) Unit and Level of Care
- 7) Record Type
 - a. MTH – Monthly
 - b. PPA – Prior Period Adjustment
 - c. LIA – Line Item Adjustment
 - d. CAA / CAR – Child Assessment Adjustment
 - e. PRF – Registration Fee
- 8) # of Days Paid
- 9) Daily Total Reimbursement Rate
- 10) Match Amount
- 11) Daily Parent CoPay Fee
- 12) Gross Payment Amount
- 13) Less Parent CoPay Amt
- 14) Gold Seal Total
- 15) PFP Total – Quality Performance Incentive
- 16) PFPCA Total - Child Assessment
- 17) CS Total – Contracted Slots
- 18) QI Total – Quality Initiative
- 19) Net Payment Amt

Each service period will have a sub-total at the end of the report for that service period

If there are multiple service period processed within the same reimbursement period, then there will be a Grand Total at the end of the report.